

Content

S.No	Chapter Name	Page Numbers
1.	Alphabet Chart	5
2.	Letter 'A'	6-8
3.	Letter 'B'	9-11
4.	Letter 'C'	12-14
5.	Letter 'D'	15-17
6.	Letter 'E'	18-20
7.	Letter 'F'	21-23
8.	Letter 'G'	24-26
9.	Letter 'H'	27-30
10.	Letter 'I'	31-33
11.	Letter 'J'	34-36
12.	Letter 'K'	37-39
13.	Letter 'L'	40-42
14.	Letter 'M'	43-45
15.	Letter 'N'	46-48
16.	Letter 'O'	49-51
17.	Letter 'P'	52-54
18.	Letter 'Q'	56-58
19.	Letter 'R'	59-61
20.	Letter 'S'	62-64
21.	Letter 'T'	65-67
22.	Letter 'U'	68-70
23.	Letter 'V'	71-73
24.	Letter 'W'	74-76
25.	Letter 'X'	77-78
26.	Letter 'Y'	79-80
27.	Letter 'Z'	81-84
28.	Talk Time	85
29.	Zig-Zag lines	86
30.	Standing lines	87
31.	Sleeping lines	88
32.	Slanting lines	89
33.	Curved lines	90-94
34.	Phonic Sound	95



Alphabet Chart

A 	B 	C 	D 
E 	F 	G 	H 
I 	J 	K 	L 
M 	N 	O 	P 
Q 	R 	S 	T 
U 	V 	W 	X 
Y 	Z 		





Aa

Observe and speak aloud.



aeroplane



apple




ant



abacus



anchor

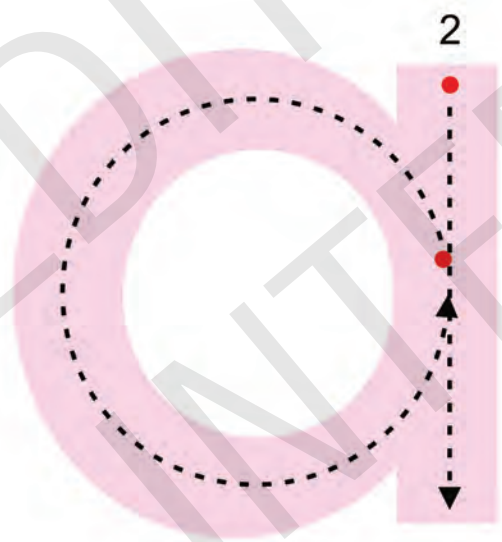
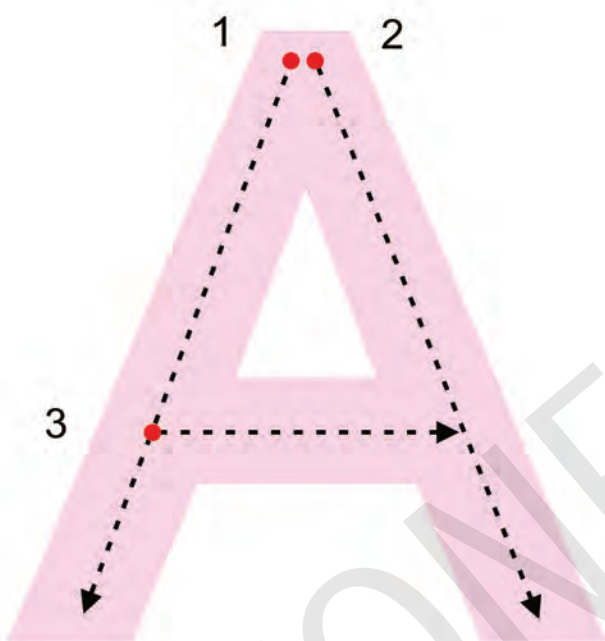


Trace the dotted lines with pencil



Follow the shape of the letters with your finger.

Practice





Activity

Circle the letter A

S

T



B





Letter

Bb



ball

Observe and speak aloud.



bag




butterfly



bird



boy

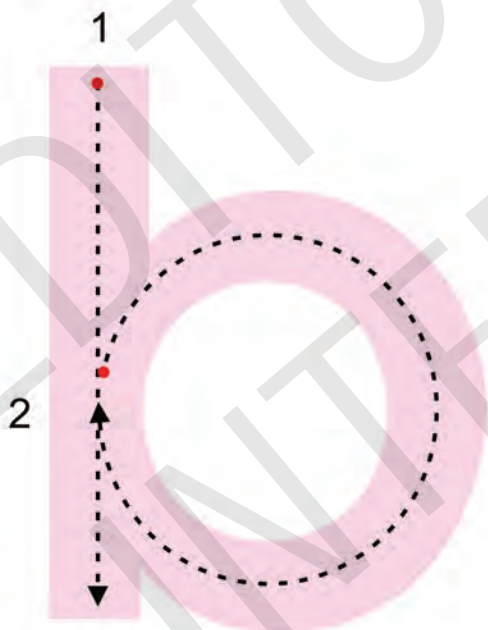
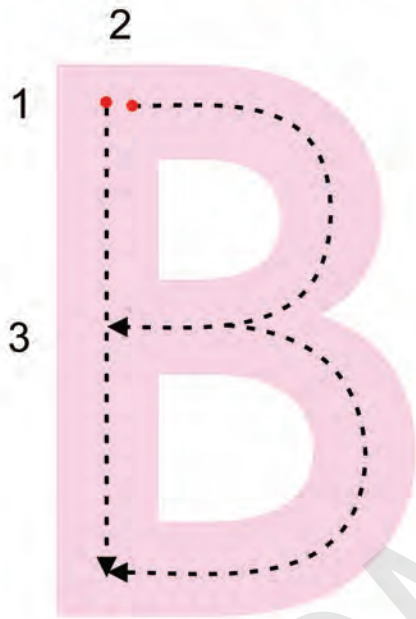


Trace the dotted lines with pencil



Follow the shape of the letters with your finger.

Practice





Activity

Match the correct objects with the letter 'B'



B

