

# Contents

| S. No.                      | Topics                      | Page No. | S. No.                     | Topics                    | Page No.     |
|-----------------------------|-----------------------------|----------|----------------------------|---------------------------|--------------|
| <b>A. The Living Planet</b> |                             |          | <b>E. World of Words</b>   |                           |              |
| 1.                          | Objects Around Us           | 5        | 20.                        | Rhyme and Mime            | 32           |
| 2.                          | Animal Architects           | 8        | 21.                        | Rhyme Zone                | 33           |
| 3.                          | You are what you eat        | 10       |                            | Activity- Word Pyramid    | 34           |
| 4.                          | Animals' Habitat            | 11       | <b>F. Life Skills</b>      |                           |              |
| 5.                          | Green Magic                 | 12       | 22.                        | Good Habits               | 35           |
| 6.                          | Our Veggie Friends          | 13       | 23.                        | Golden Habits             | 36           |
| 7.                          | Fruitlet                    | 14       | 24.                        | Good Turn                 | 37           |
| 8.                          | Herbs and Spices            | 15       |                            | Activity- Signals         | 38           |
| <b>B. Water Matters</b>     |                             |          | <b>G. Incredible India</b> |                           |              |
| 9.                          | Precious Water              | 16       | 25.                        | National Symbols          | 39           |
| 10.                         | The Little Raindrop         | 17       | 26.                        | Historical Monuments      | 40           |
|                             | Activity - Be Energy Saver  | 19       | 27.                        | Extraordinary Legends     | 41           |
| <b>C. Awareness Plus</b>    |                             |          |                            | Activity- Travel Diaries  | 43           |
| 11.                         | Equipment at Work           | 20       | <b>H. Global Glimpses</b>  |                           |              |
| 12.                         | Cartoonify                  | 21       | 28.                        | The Pride of the Country  | 44           |
| 13.                         | Evergreen Trees             | 22       | 29.                        | Unveiled National Flags   | 45           |
| 14.                         | Electronic Gadgets          | 23       | <b>I. Sports Arena</b>     |                           |              |
| 15.                         | Tiny Helpers                | 24       | 30.                        | Game Time                 | 47           |
| 16.                         | Waterways                   | 25       | 31.                        | Charismatic Cricketers    | 48           |
|                             | Activity- Story of a Letter | 27       |                            | Activity- Throwing Ball   | 49           |
| <b>D. Everyday Science</b>  |                             |          | <b>J. Personality Plus</b> |                           |              |
| 17.                         | Science Contribution        | 28       | 32.                        | All about Grooming        | 50           |
| 18.                         | Paradise Pals               | 29       | 33.                        | Proper Conduct            | 52           |
| 19.                         | Crazy Computers             | 30       | <b>K. Brainstorming</b>    |                           |              |
|                             | Activity- Uses of Computer  | 31       | 34.                        | Mind Game (Brain Power)-1 | 53           |
|                             |                             |          | 35.                        | Mind Game (Brain Power)-2 | 54           |
|                             |                             |          | <b>Answers</b>             |                           | <b>55-56</b> |



# Objects Around Us

*In our daily lives, we see multiple things like trees, plants, grass, animals, houses, cars, shops, buses, birds, etc. This list is infinite. All these things can be divided into three parts:*

- **The living thing**
- **The non-living thing**
- **The man-made things**

**Living Things** - All plants and animals, including humans, are living things. They can also be known as natural things. These things are not made by humans.



**Non-living Things** - Anything which does not have life are called non-living things. Sun, air, water are nature's gift to us but they are non-living things. Water, rocks, soil, wood, honey, milk, gold, iron, and many more things are found in nature and are non-living things.



## TEACHER'S NOTE

Show a few concrete non-living things to the learners which are present in the classroom. Ask the learners to show some concrete man-made objects in the class.



**Man-made Things** - All things which are made by humans are called man-made things. Man-made things also don't have life and so they are non-living. Man-made things help us in our daily life. Examples: a spoon, table, chair, bike, car, aeroplane.



**Let me Answer**

Look at the blackboard. Is it a non-living thing or man-made thing?

**A. Look at the pictures and encircle the non-living things:**



**Info-Bits**

Non-living things like petrol and coal are formed naturally from living things like sea animals, plants and trees that lived millions of years ago.



**B. Imagine you are in the park. You like playing with your friends. Would you be able to divide the objects around you as natural and man-made things?**



| <b>Natural Things</b> | <b>Man-made Things</b> |
|-----------------------|------------------------|
| Children              | Slide                  |
|                       |                        |
|                       |                        |
|                       |                        |
|                       |                        |
|                       |                        |



# Animal Architects

*Many animals build their homes for themselves. Here are some animal architects. You will be amazed to know about those architects.*



**Gorillas in Congo (Africa)** - Gorillas in Congo Africa build their nest. They use branches of trees, leaves, and twigs to build their home. However, they spend only a night in it and make a new nest each day!

**Ant and Termites** - Have you ever heard of anthills? Tiny creatures like ants and termites make these structures with mud. Some termite hills can be as high as 30 feet!



**Weaver Birds** - Weaver birds make good use of their beaks to spin together dried grass, cloth bits, tiny twigs, and build their nests. Their weaving is so fine that not a drop of water enters the nest, even when it rains heavily!

**Let me Answer**

You will be amazed to know, a bird have the ability to tie the knot. Have you seen these small creatures tying a knot?

**Rabbits** - Rabbits prefer to make their homes under the ground. They dig burrows in meadows, and these tunnel-like homes can run for hundreds of feet in different directions.



**TEACHER'S NOTE**

*Ask the learners if they have seen burrows? Educate them about how hard it is to build houses.*




# A. Would you be able to match these animals to their homes?

Write the letter of the animals against the number of the homes:

a




1



b




2



c



3



d



4



e



5



## Info-Bits

Eagles build their nests using stones. These nests are called 'eries' and are built on tall rocky cliffs where no enemy can reach.



# You are What You Eat

*Food is essential for us to live, grow and survive. Animals also need food just like us. Some animals eat plants and their parts like fruits, leaves, etc. Some other animals eat the flesh of other animals, and yet some other animals eat both plants as well as flesh.*

A. Look at the pictures carefully and match the animals with their natural prey or food :

## Column A

①



②



③



④



⑤



### Let me Answer

- Do you have a pet?
- What does your pet eat?

## Column B

a



b



c



d



e



### TEACHER'S NOTE

*Instruct learners to match the columns. Explain about the different types of animals based on their eating habits.*

### Info-Bits

*The world's largest creature 'the Blue Whale' survives on one of the smallest sea creatures- planktons-eating some 500 quintals everyday.*

