

Contents

S. No.	Chapters	Page No.
1.	Paper Kite (Poem)	5
2.	The story of the Kheer	8
3.	Valuing Fortitude	15
4.	My Silly Sister	26
5.	Bird Talk (Poem)	35
6.	Mother Teresa	38
7.	All are Champions	47
8.	Living the Simple Life	58
9.	Welcome Back to School! (Poem)	67
10.	The Boy who Never Told a Lie (Poem)	70
11.	The Elves and the Shoemaker	74
	Self Assessment-1	84
	Self Assessment-2	86



Paper Kite



Learning Objectives

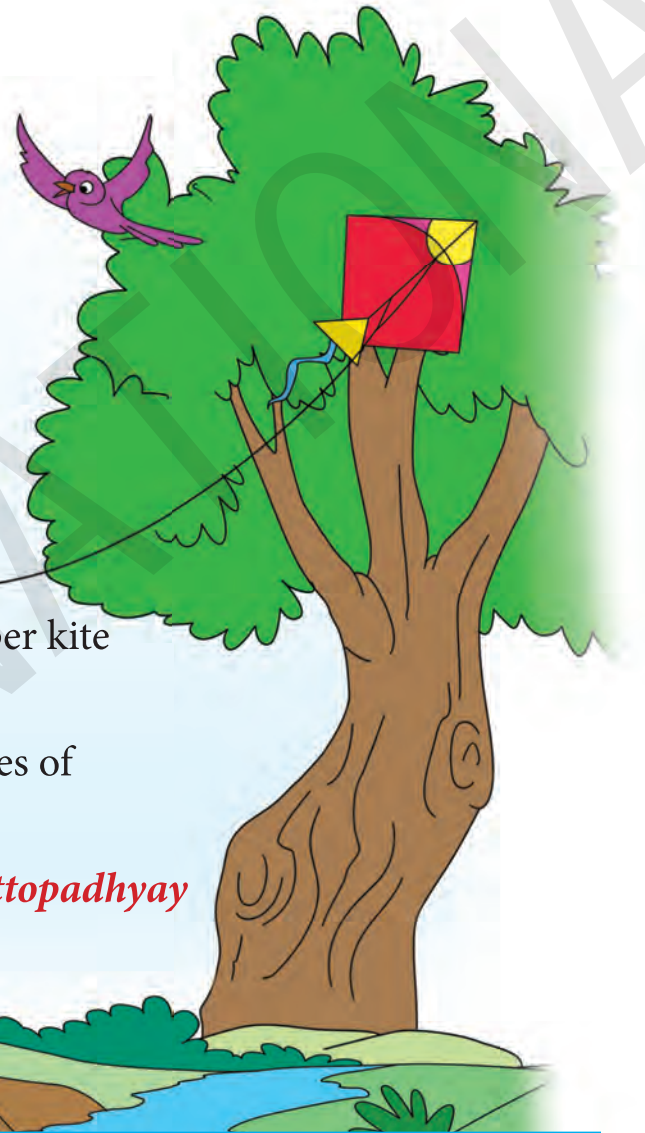
- ✿ Understanding the way how a kite flies.
- ✿ No matter what happens in life we should never stop.

I bought a **pretty** paper kite
And flew it yesterday.
But then, you know, the branches of
A tree came in the way.

And while I tried to fly it high
Through some unhappy luck,
There in the branches of the tree,
My paper kite got **stuck**.

And like that helpless paper kite
I find I also stick
Quite often in the branches of
Simple **arithmetic**!

- Harindranath Chattopadhyay



Find Meaning

Pretty : attractive and pleasant to look at or hear **Stuck** : not able to move
Airthmetic : the fundamental of maths that includes the operation of numbers



EXERCISES

A. Answer the following questions.

1. What is the similarity between the boy and the kite in the poem?
2. What happened when the kite reaches the tree?
3. What did the boy buy the other day?

B. Fill in the blanks with the correct words.

1. I bought a paper kite
And flew it
2. Quite often in the of
Simple



Let's Enjoy The Poem

A. We found the words "kite" and "fly" in the text. Both of these words may have different meanings.



A kite is a paper object that you can fly.
A bird by the name of kite also exists.
Fly is the action of moving through the air.
Fly is also the noun name of an insect.



1. Homonyms are words with the same spelling or pronunciation but different meanings.
2. Write down three such word pairings that come to your mind and explain what they mean.

B. Find their meanings.

- | | |
|-------------------|-----------------|
| 1. Helpless | 2. Often |
| 3. Stick | 4. Simple |

C. Write two proper noun for the given common noun.

Common Noun	Proper Noun
Stopy book	
City	
River	
Planets	

D. Tick (✓) the right options.

1. What did the poet buy?

(i) Ball (ii) Kite (iii) Book

2. What came in the way of the kite?

(i) Branches (ii) Clouds (iii) Birds

COMMUNICATION

Writing Skills

Look at the pictures. Fill in the boxes to complete the words.



--	--	--	--	--



--	--	--	--	--



--	--	--	--



--	--	--	--	--	--	--

Reading Skills

Read the below riddles and solve them.

I get blown up but I'm not a stick of dynamite
 I sometimes have a string attached but I'm not a kite
 I sometimes float but I'm not a swimmer
 I'm seen at birthday parties but I'm not a candle
 What could I be?





The Story of the Kheer



Learning Objectives

- ✿ Understanding the importance of being kind.
- ✿ Knowing the history of kheer and Lord Ganesh

Warm-up

Look at these pictures of well-known Indian sweets, write their names. Which is your favourite?



1.



2.



3.



4.



5.



6.



Instruction for Discussion

Encourage the students to participate in warm-up game and ask which sweet dish they like the most and why?

Lord Ganesha in the form of a boy **once** entered a village while carrying milk and rice in his hands. He started requesting help to cook some kheer, but everyone was busy.

"Will you help me cook this kheer, lovely lady?", he said when he arrived at a **shack** belonging to a poor woman.

"Of course, I'll help you", the woman replied. "I'm preparing a meal for myself. I will **prepare** the kheer. For you too"

After combining the rice, milk, and sugar, she put the **saucepan** on the stove to cook. She slept off while it was cooking, so the boy went outside to play. She found that the kheer had prepared and was incredibly delicious when she awoke.

She couldn't help but taste it because she was so hungry. She took some of the kheer in a bowl, though, and gave it to the idol of Lord Ganesha before she began to eat it. She then began eating the kheer. The saucepan was never completely empty no matter how much she ate. The woman gave the boy the full pot when he came back, stating that she had eaten before giving him any because she was hungry.

"I ate it too", the boy said.

The poor woman was surprised. "But when did you eat it", she questioned. "I spent all of my time here."

Ganesha said with a smile, "When you offered the bowl to the idol, I ate it."

The woman then understood who the little boy was. She fell at his feet crying with joy and Ganesha blessed her with wealth and health.

-An Indian folk tale



Find Meaning

Once : one time
Prepare : make or cook

Shack : a roughly built hut or cabin.
Saucepan : a utensil to make liquid food



EXERCISES

Creative Expression

Tell Your Story

Have you ever helped your mother cook? What you both were cooking? Share with your friends and classmates.

CROSS-CURRICULAR CONNECT

Learning by Doing

Using different leaves, prepare the model of Lord Ganesha. A practice picture has been given for you to observe and understand. Paste your leaves on a given sheet.


















Critical Thinking

Let's Play a Game!

Let's play this game and the child who completes the fastest will win. Best of Luck!

Directions: Count the items. Write the number. Colour the picture.



Logical Thinking

Imagine a situation where someone comes to you and asks for your help. That person is hungry. What would you do to help him? Write a paragraph on it. (50-60 words)



Exercise Time

A. Answer the following questions.

1. What did the poor lady do before eating the kheer?
2. Why did the poor lady start to cry?
3. Why do you think Ganesha blessed the poor lady?

B. Find their meanings.

1. Awaking
2. State
3. Surprise



C. Fill in the blanks with the correct words.

1. I'm a meal for myself.
2. entered the village.
3. He was asking everyone for
4. The poor lady ate the kheer because

D. Tick the (✓) correct options.

1. Lord Ganesha chose which character?

(i) A man	<input type="checkbox"/>	(ii) A boy	<input type="checkbox"/>	(iii) A girl	<input type="checkbox"/>
-----------	--------------------------	------------	--------------------------	--------------	--------------------------
2. What did Lord Ganesha want to cook?

(i) Pulao	<input type="checkbox"/>	(ii) Curry	<input type="checkbox"/>	(iii) Kheer	<input type="checkbox"/>
-----------	--------------------------	------------	--------------------------	-------------	--------------------------



3. She offered kheer to whom before eating?

- (i) Lord Ganesha (ii) Lord Krishana (iii) Lord Hanuman



Conceptual Understanding

Put a (✓) if you agree with a sentence or a (✗) if you do not agree.

1. The villagers did not know that the little boy was Ganesha.
2. The lady was poor but kind-hearted.
3. The poor lady ate the kheer because she was greedy.
4. Ganesha was angry with the poor lady.

Communication



Writing Skills

Ojas is talking to his mother. Fill in these blanks by choosing the correct words from the box.

rishu, park, squirrels, tree, cake, juice, strawberry, cat, zippo, zippie,

Ojas : Mother, I wish takes me to the with him. I want to look at the and sit under the shade of the

Mother : I will ask your brother to take you with him. You must first eat this slice of and drink

Ojas : Please put a on the cake.

Mother : Ojas, give some food to Zolo, the, sitting outside our house. She and her two kittens, and, must be hungry.

Ojas : Okay, Mother.



Reading Skills

Read the poem below and share its meaning that you understand with your friends.

The perfect cup of cocoa
Is rich and chocolatey,
And always warm, but not too hot
A steaming chocolate sea.

The surface is enclosed beneath
A thick marshmallow mound,
Which melts into a gooey cloud
Without the slightest sound.



Listening & Speaking Skills

Your teacher will recite a story from panchtantra. Listen to the story carefully. She will also ask some questions. Answer them when your turn comes.

Let's Learn Spellings

Each word below has one letter missing. Print the correct letter in the space for each word. **One block is done to help you.**

T	R	A	D	E	D
T	R	A	D	E	D
T	R	A	D	E	D
T	R	A	D	E	D
T	R	A	D	E	D
T	R	A	D	E	D

G	R	A	
	R	A	Y
G	R		Y
G		A	Y

H	O	P		S
H	O		E	S
H		P	E	S
	O	P	E	S
H	O	P	E	

S	H		R	E
S	H	A		E
S	H	A	R	
	H	A	R	E
S		A	R	E

C	A	M	E	
C	A	M		L
C		M	E	L
	A	M	E	L
C	A		E	L

S	T	R	E		C	H
S	T	R	E	T	C	
S	T	R		T	C	H
S	T		E	T	C	H
S		R	E	T	C	H
S	T	R	E	T		H
	T	R	E	T	C	H



Let's Learn Grammar

Sentences

We have already learned that when words are placed one after another in the right order, together they are called a sentence. A sentence begins with a capital letter.

Tick (✓) the group of words that form a sentence.

- Raman is unwell.
- Coming are Shivi's friends home.
- Renee likes to play badminton.
- Zubair are going to the park and Neena.



Vocabulary Time

Fill in the blanks with **many a few, some, a little, or much** correctly.

- There are flowers in Kavi's garden.
- Give me sugar to add to my milk.
- There's not juice left in the glass.
- I have sheets with me.
- Zayd has bot of time to rest

Life Skills

(Inter-relationship Skills)

We see homeless people across the road here and there. They look weak and hungry. They ask for food and money from the people passing by. We should help those homeless people by giving them food and clothes.

Write a paragraph in (50-60 words) on "helping others".

