

Contents

S. No.	Chapters	Page No.
1.	The Little Plant	5
2.	Fun at School	9
3.	A Visit to Delhi	16
4.	Good Manners	24
5.	A Visit to Uncle's Farm	27
6.	Festivals of India	35
7.	Friendship	43
8.	Zoo	47
9.	My Selfie	54
10.	The Fox and The Crane	59
11.	Best friends	66
	Self Assessment-1	73
	Self Assessment-2	75



The Little Plant



Learning Objectives


- Seeds grow into plants.
- Nature is beautiful.

In the heart of a seed
Buried deep, so deep,
A dear little plant
lay fast asleep!

"Wake up!" said the sunshine
"And **creep** to the light!"
"Wake up!" said the voice
Of the raindrops bright.

The little plant heard,
And it **rose** to see
What the **wonderful**,
Outside world might be.

-Kate Louise Brown



Find Meaning

Buried	: hidden in the ground	Creep	: (here) to come out of the soil
Lay fast asleep	: slept in peace	Rose	: to move upwards
Outside	: extend surface of something	Wonderful	: lovely



EXERCISES

Creative Expression

Tell Your Story

You go to the park to play with your friends. There are many trees and plants. What do you feel when you see a plant or a tree? Share your feelings with your classmates.

CROSS-CURRICULAR CONNECT

Learning by Doing

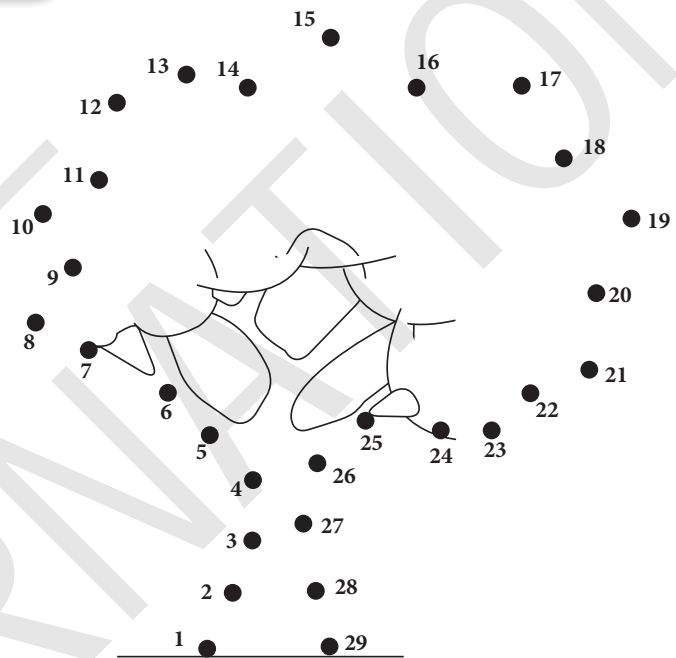
Join the dots. Colour the picture. Write few lines about the given picture.

.....

.....

.....

.....




Exercise Time

A. Answer the following questions.

1. How does a seed grow into a plant?
2. What does the sunshine say to the seed?
3. What does the voice of raindrops say?

B. Complete the following stanza.

1. In the heart of a seed
Buried deep, so deep,
.....
.....
2. The little plant,
And it to see
What the
..... world might be.



Let's enjoy the poem

A. Read the poem and make a rhyme using five new words.

B. Find their meanings.

1. Heart
2. Deep
3. Bright
4. Heard




C. Tick (✓) the right options.

1. What is buried deep?
(i) Seed (ii) Plastic bag
2. Who says the plant to creep to the light?
(i) Cloud (ii) Sunshine



D. Match the following.



Cloud



Sun

Rain

COMMUNICATION

Writing Skills

Complete these sentences about a friend. Use words from the box.

Amar school like hair play friend

1. I have a
2. His name is
3. He has curly
4. We go to together.
5. We under the mango tree.
6. I my friend.

Reading Skills

Read the riddle given and solve it. Let's see how smart you are!

What is the first thing —
a gardener plants
in the garden?



Fun at School




Learning Objectives

- Understand the importance of the school.
- Analyse the values of a village school.

Warm-up

Mili walks to school with her little brother Alex. But today, she is walking alone as her brother is sick with a cold and on leave. She loves going to school. Help Mili to reach her school.





bus to drop them to the school. They go to the school by walking. They walk past a **bridge**. It is made up of bamboo.




They feel happy. Akash and Ananya enters the school lobby.

Akash and Ananya lives in a small village with family. They go to school **together** everyday. The small school in the village does not have many resources. There is no school



They swiftly climb the little hill on the way. They reach school on time by running down the hill.





They see their friends Rahul, Sana, Ram, Raj and Piyush in the school lobby.

Akash and Ananya meet their friends and wish them.

In the mean time, the school peon, Monu rings the school bell.

The children rush to their classrooms. The classrooms are made of raw bricks and cement.

The teacher enters the classroom.



I'll paint it nicely using my brush and water colours.

I'll too paint it nicely.

Hey, look! There rings the school bell. It's time to go to our classroom.

Let's go to our classroom.



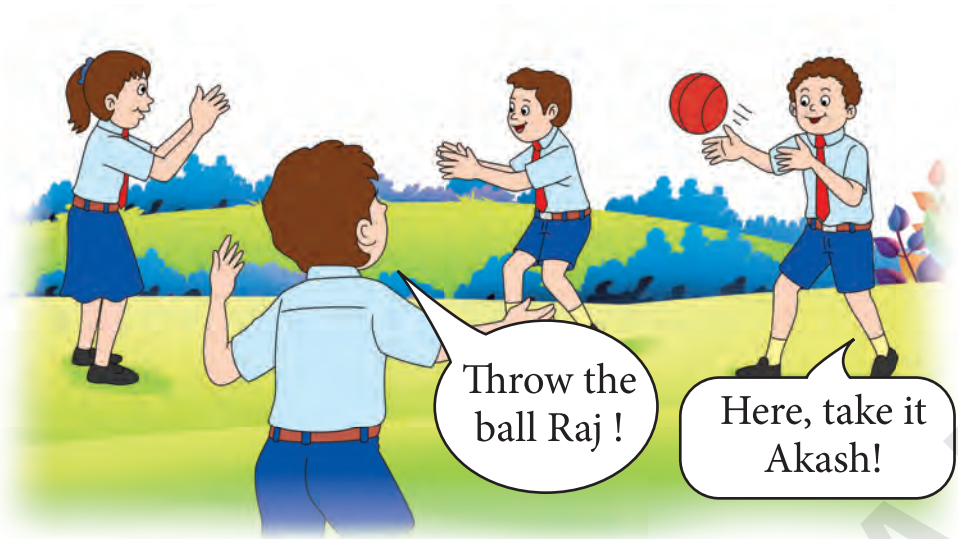
She tells the children to paint a picture of a town. The children starts painting using brush and water colours.



Children love playing in the school ground during lunch-time.

When the **recess** is over children return to the classroom.

This is their English



Children! Do you know, when is your English class test?




period. Mr. Kapoor, their English teacher, is teaching them English.

The children are answering the question asked by their teacher.

The school bell rings again. It is

the sign for the children that the school is over. All children are very happy. They are going back to their home. The children are talking with each other about their school activities.



Find Meaning

Together : with each other

Recess : break

Bridge : structure carrying a road, path, railway, etc.

EXERCISES

Creative Expression

Tell Your Story


Do you and your friend like going to school? What do you do at school? Let's discuss your feelings about school with your classmates.

CROSS-CURRICULAR CONNECT

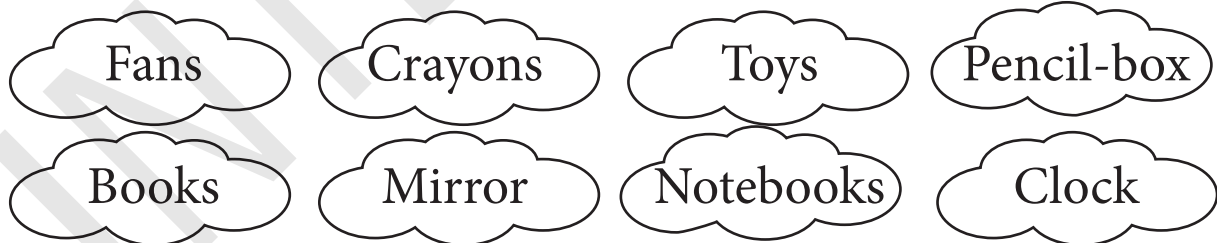
Learning by Doing

A. Help Praful get ready for the school.

Number these pictures correctly.



B. What do you carry in your bag? Colour the correct cloud with different colours.



C. Tick (✓) your answer.

Teacher has asked a question.

You know the answer, you will

- Speak out the answer loudly before anyone.
- Raise you hand and wait for your turn.



Critical Thinking

Let's Play a Game!

Describe the colour of your school uniform.

Shirt :

Skirt/trousers :

Shoes :

Belt :

Tie (if any) :

Paste your photograph in school uniform.



Exercise Time

A. Answer the following questions.

1. Where are Akash and Ananya going?
2. What activities the children do in the recess?
3. What did the children paint in school?
4. Who is their English teacher?



B. Find their meanings.

1. Raw-bricks
2. Recess
3. Return



C. Fill in the blanks with the correct words.

1. Where do.....?

Ans. Akash and Ananya live in a village.

2. Which school go to?

Ans. They go to the village school.

3. Who?

Ans. Ramu rings the school bell.



D. Tick (✓) the right options.

1. Akash and Ananya live in a (village/city).
2. They (walk/skip) to school.
3. They reach school (late/on time).
4. They have (work/fun) at school.

E. Match the following.

Column A

1. Bridge
2. Notebook
3. Uniform

Column B

- (a) Paper
- (b) Clothes
- (c) Bamboo

