

 **INDEX**

S N.	Contents	Pages
1.	Facial Expressions	3
2.	Project Work	4
3.	Elephant	5
4.	A Cock	6
5..	Spray painting	7
6.	Onion Printing	8
7.	Paper Folding	9
8.	Vegetable Impression	10
9.	Valentine Heart Wreath	11
10.	Decorate With Buttons	12
11.	Cup	13
12.	Landscape	14
13.	Landscape	15
14.	Colour the Swan	16
15.	Pencil Shading	17
16.	Oil pastel Colours	18
17.	Paper Collage	19
18.	Fish	20
19.	Greeting Card	21
20.	Ladyfinger Impression	22

S N.	Contents	Pages
21.	Activity	23
22.	Yarn Wrapped Cardinal	24
23.	Triangular Design	25
24.	Shaded Landscape	26
25.	Shaded Landscape	27
26.	Oil pastel Colours / Thumb Impression	28
28.	Rainbow	29
29.	Activity / Block Painting	30
30.	Butterfly with Origami	31
31	Brinjal	32







Facial Expressions

Observe the facial expressions and sketch them in the blank faces.



Let Me Answer

- *What kind of facial expressions do you make when you are happy?
- *Do you make sad face when your friend gets upset with you?




Excellent		A	Good		B	Fair		C
	<input type="checkbox"/>		<input type="checkbox"/>	<input type="checkbox"/>		<input type="checkbox"/>		

Teacher's Remark



Project Work



Materials Required:

- Bittergourd
- Green colour
- Painting brush
- Tree branches or twigs

Steps:

Take a bittergourd and cut half for making leaves with the help of a thick brush. Put some green colour on the cuts of bittergourd. Then put impressions on the white pastel sheet. Paste the tree branches or twigs as shown in reference.



Let Me Answer

- * Which vitamin is found in bitter gourd?
- * What is the another name of bitter gourd?



Elephant

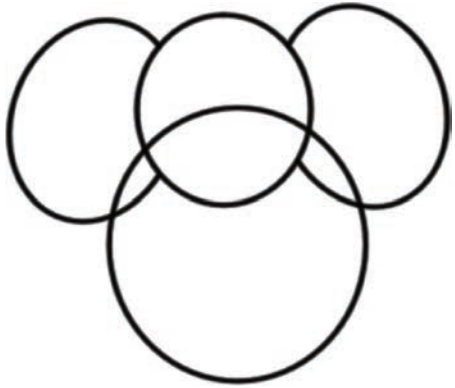


Let Me Answer

- * Where can you find elephants?
- * How much an average do they need to eat to survive?

Let's learn how to make the picture of an elephant step by step. Colour it with water colour.



STEP-1



STEP-2



STEP-3



Excellent		A	Good		B	Fair		C
	<input type="checkbox"/>		<input type="checkbox"/>	<input type="checkbox"/>		<input type="checkbox"/>		

Teacher's Remark



A Cock




The cock is saying that the sun is about to rise. Wake up dear children to become healthy, wealthy and wise. Brighten up the scene with the colours of your choice.



Let Me Answer

- * Have you ever been to your village?
- * What is the sound of a cock called?



Teacher's Remark

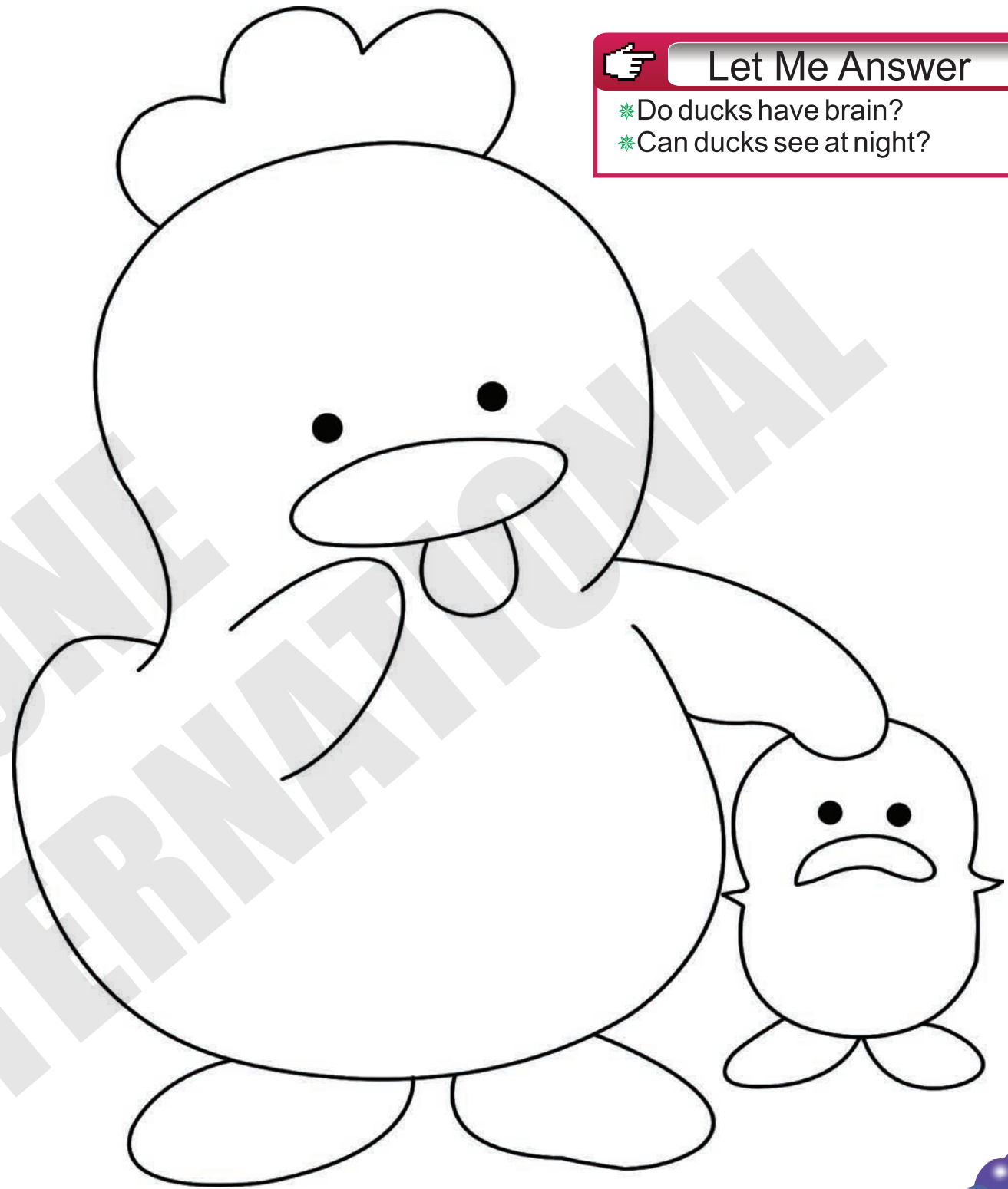

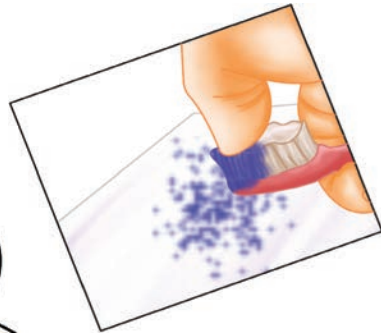
Excellent 	A <input type="checkbox"/>	Good 	B <input type="checkbox"/>	Fair 	C <input type="checkbox"/>
---	----------------------------	--	----------------------------	--	----------------------------





Spray Painting

Look at the coloured picture created by tooth brush spray technique. Recreate the same in the given outline.



Let Me Answer

- * Do ducks have brain?
- * Can ducks see at night?

Excellent		A	Good		B	Fair		C
	<input type="checkbox"/>		<input type="checkbox"/>	<input type="checkbox"/>		<input type="checkbox"/>		

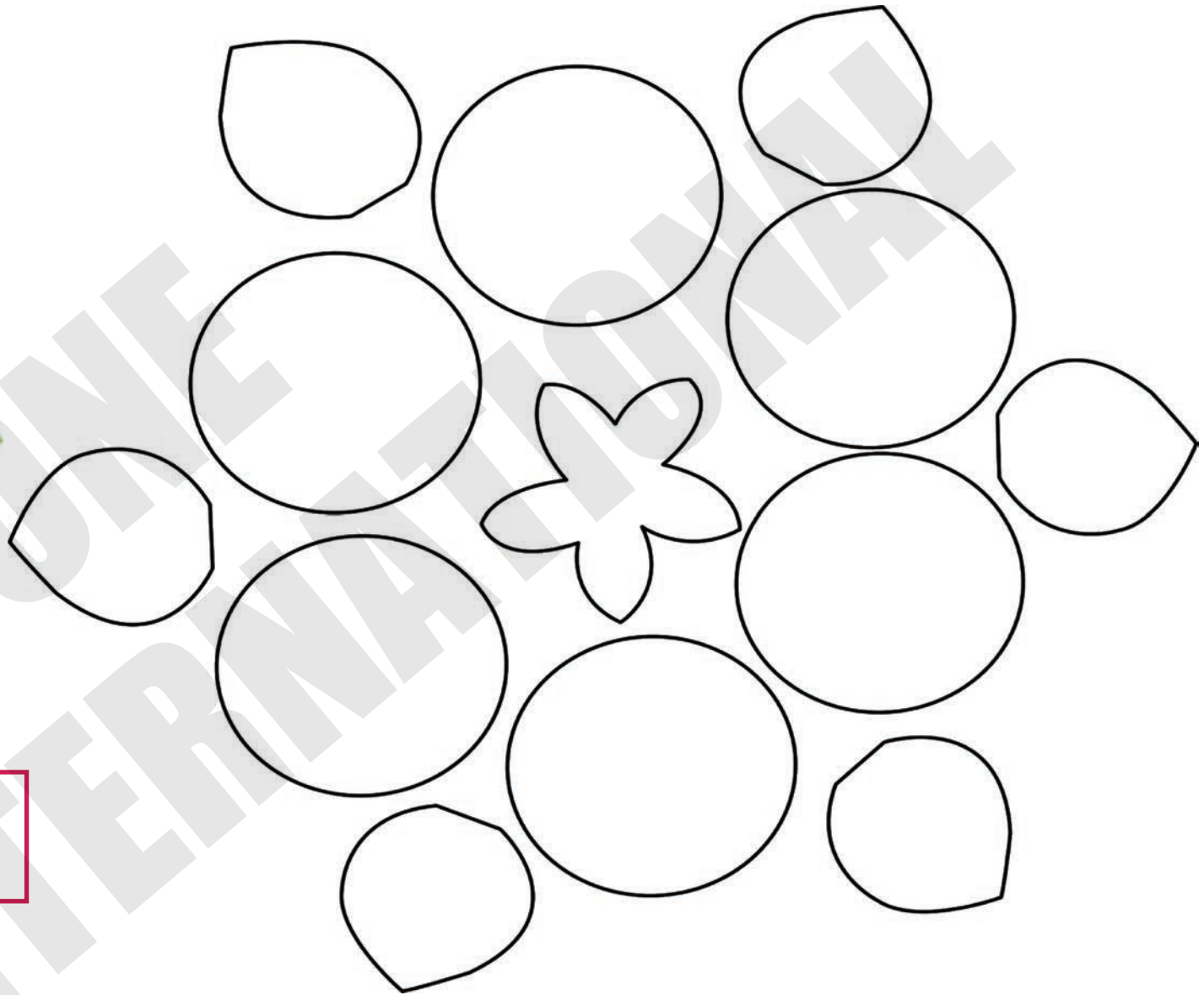
Teacher's Remark





Onion Printing

Make a beautiful Rangoli design, using onion printing art with the help of different colours.



Let Me Answer

- * In which month onion crop is grown.
- * Which part of onion is used as food?