

# Contents

1. Computer - A Smart Machine 5
  2. Utilization of a Computer 15
  3. Components of a Computer 24
  4. Significance of Keys On a Keyboard 34
  5. Operating a Mouse 42
  6. Computer Lab Etiquettes 49
  7. Storage Devices 56
- Fun Game 63



# Computer – A Smart Machine




## Learning Outcomes

At the end of this lesson, students will be able to :

- ◆ Recognise different types of machines.
- ◆ Comprehend the various uses of machines.
- ◆ Know about the different variety of computers.

### Warm Up

Colour the box 'green' if the object is natural and 'red' if the object is man-made:



◆ Apprise the students about the difference between natural and man-made things.



*Hi! I am Peter. Let's go on a journey of machines.*



## What is a Machine?

A machine is a man-made thing which helps us to :



The following images demonstrate how machines assist us in performing our tasks more quickly :

### Functioning without the use of machines



Ball with hands



Amrita is cooling herself with a paper fan



#### Let me Answer

What does your mother use to chop the vegetables?

## Functioning with the use of machines



Using microwave to heat the food



Saumya is sewing clothes by using a sewing machine

## Machinery of Many Types

Now, let's learn about different varieties of machines.

- Electricity is used by some machines. They are described as **Electrical** or **Electronic machines**.



Air Conditioner



Refrigerator



### Kids' IQ

Which of the above machines is used in summers only?

**Ans.** .....

- Some machines can be operated with our hands or feet. They are called as **Manual machines**.



Hand Juicer



A Rickshaw



**Let me Answer**

Name some more electronic machines.

- Some machines work with fuel, like petrol, diesel, etc.



Bike



Bus



## Characteristics of a Computer

Here are some of the characteristics of a computer :

I never forget the instructions.

I function very fast.

I never get exhausted.

I make work simple and easy.

I can store large amount of data.



I can do multiple things at a time.



Now, let's learn about the different varieties of computers.



## Varieties of Computers

### Laptop

- A laptop is compact in size and light in weight.
- It can be kept and taken anywhere.
- It works on batteries.



### Desktop

- A desktop is big in size and heavier than a laptop.
- It is difficult to carry.
- It needs electricity to work.



### Tablet

- A tablet is smaller than a laptop.
- It can be held in the hand and has a touchscreen.



### Do You Know?

The first modern computer was basically a giant calculator which could actually do 4 things : add, subtract, multiply and divide.

### REMEMBER IT!



A mobile phone is also a type of computer.



## Let's Recall

- Machines are created by humans.
- Our work is made easier by machines.
- Some machines work with fuel and electricity.
- A laptop and tablet can be taken anywhere easily.
- Desktop computer needs electricity to work.



## Upskill Your Intelligence



**A. Circle the pictures which are machines.**



**B. Tick (✓) the correct answer.**

1. A ..... saves our time.  
 a. machine       b. plant       c. pencil
2. A fridge is an example of .....  
 a. manual machine  
 b. electronic machine  
 c. fuel machine
3. A ..... never forgets instructions.  
 a. human       b. dog       c. computer
4. .... is difficult to carry.  
 a. Laptop       b. Desktop       c. Tablet
5. Which of the following machine work with fuel?  
 a. A rikshaw       b. A fridge       c. A car

**C. Match the following.**



Manual Machine



Fuel Machine



Electronic Machine

**D. Write 'T' for True statements and 'F' for False statements.**

1. A machine makes our work difficult.
2. A laptop can be carried anywhere.
3. A computer gets exhausted easily.
4. A mobile is a type of computer.
5. A tablet is big in size.


**Critical Thinking**

**A. Who am I?**

- I make work simple and easy. I can store large amount of data.

.....



- I have a touchscreen and you can carry me anywhere.

.....



- I work on electricity and cool down your room temperature.

.....



**B. Unjumble the jumbled words and find it on the grid given below.**

- AIESMCHN — .....
- LNUMAA — .....
- RTCMUPOE — .....
- PLAPOT — .....

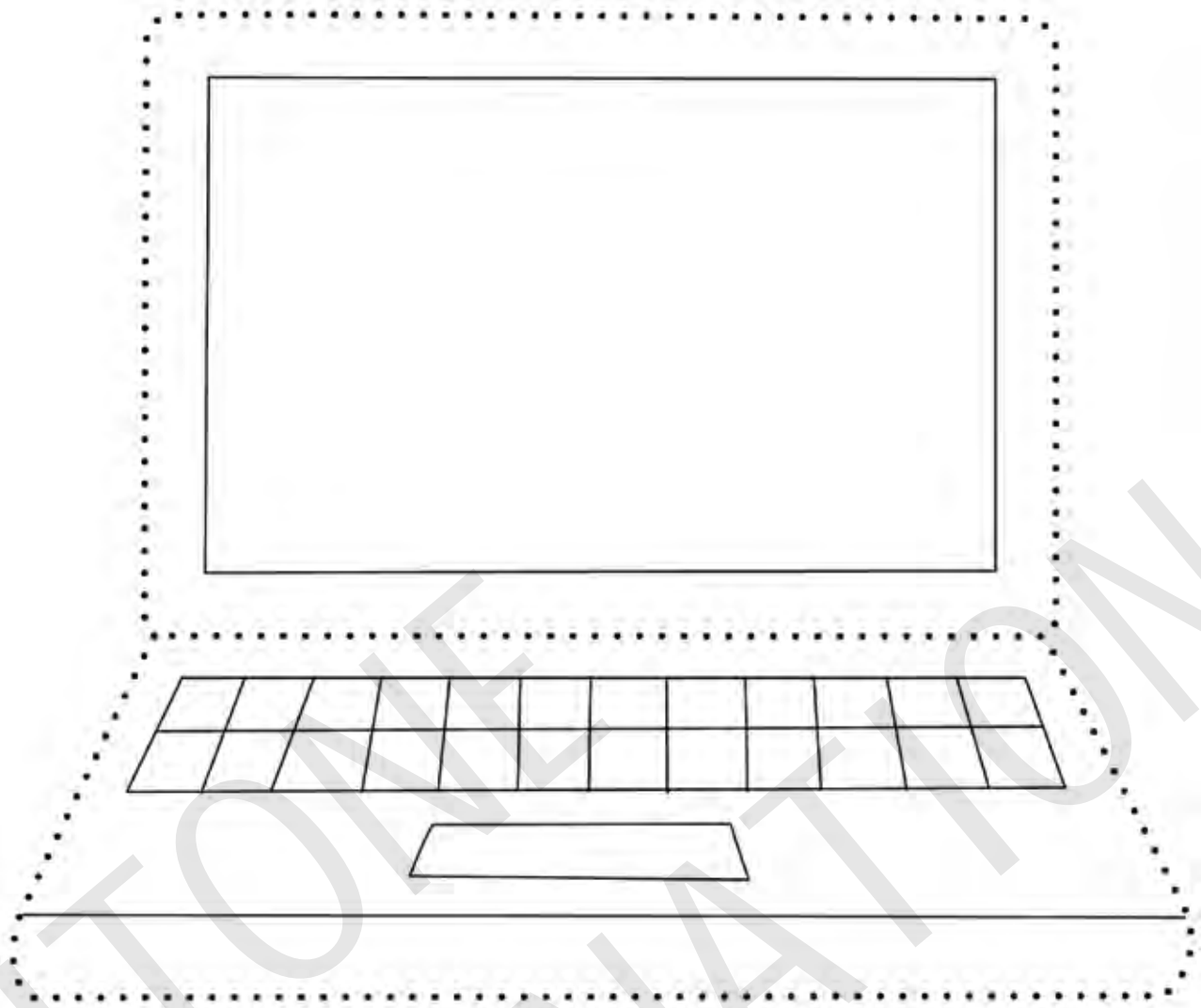
M	B	E	G	I	J	P	R	L
A	C	N	I	J	L	T	A	O
N	N	I	K	U	Q	P	B	T
U	Y	H	S	X	T	X	M	D
A	Z	C	B	O	T	L	R	T
L	V	A	P	O	S	W	S	O
C	O	M	P	U	T	E	R	E



**Team Work**

**A. Collect and paste the pictures of any six machines. Write their names.**

**B. Join the dots to complete the picture and colour it.**



**C. Identify and label the following :**



.....



.....



.....



# 2

# Utilisation of a Computer



## Learning Outcomes

At the end of this lesson, students will be able to :

- ◆ Comprehend how computers are used in all aspects of life.
- ◆ Discover how a computer works.
- ◆ Identify the use of computers to do a task more quickly.



Match the pictures with the names given in the list:



School



Temple



Hospital

Shopping Complex



◆ Elucidate the students about what do we do in different places.

*Hi! You have learned about various variety of machines that make our work easier in the previous chapter. Now, let's look at how computer can help us work more efficiently.*



Machines assist us in doing a variety of activities. A computer is an electronic equipment which helps us to do variety of tasks. Let's have a look how computers assist us in our daily life.



### Applications of a Computer at Home

We can perform a variety of tasks with the help of a computer or a laptop. We can get our task done swiftly with the help of a computer.



#### Let me Answer

Is computer an electronic machine?



Solve sums



Play games



Type letters



Attend online classes



Access internet



Listen to songs



## Applications of a Computer in School

Computers are used commonly in schools. We use computers in school for the following purposes :



Children in a computer lab



Printing Report Cards



### Kids' IQ

Who will be able to complete the work faster; a teacher who is manually making a report card or a teacher who is typing it?

Ans. ....

## Applications of a Computer in Office

We use computers in office for the following purposes :



Sending e-mails



Typing letters



Scheduling a meeting



Giving presentations



### Do You Know?

The first mail was sent in 1971.



### Let me Answer

For what purposes do we use computer in banks?

## Applications of a Computer in Banks

We deposit our money at a bank. The following tasks are handled by a computer at the bank :



Track of a customer's account information

### REMEMBER IT!



ATM- An automated teller machine



Withdrawing money

## Other Locations



### At Hospitals

Keeping track of the name of patients, addresses and phone numbers.



### At Shops/Malls/Restaurants

Making bills and keeping track of things.



### In a Library

Reserving information of books and students.



### At Airport and Railway Stations

Make a list of the travelers names and phone numbers.



### Let's Recall

- A computer is a piece electronic equipment that works faster.
- We use computer in schools for teaching, printing report cards and in computer labs.
- At a bank, we use computers to keep track of customer's account information.
- Computers are used in libraries for reserving information of books and students.

**A. Tick (✓) the correct answer.**

- ..... assist us in doing a variety of activities.  
 a. Shop  b. Food  
 c. Machines  d. Library
- A computer at home is used for .....  
 a. Attending online classes  
 b. Keeping records of patients  
 c. Tracking traveller's information  
 d. Reserving records of books and students
- Computers are used in many .....  
 a. Food  b. Locations  
 c. Roads  d. Tables
- A computer is used in ..... for scheduling a meeting.  
 a. Library  b. Banks  
 c. Office  d. Shops
- A computer is an ..... equipment.  
 a. Manual  b. Electronic  
 c. Handy  d. Light

**B. Fill in the blanks.**

Games   Letters   Customer's   Songs   Daily

- We can print ..... on a computer.
- ..... can be played on a computer.
- We can listen to ..... on a computer.

4. Computers assist us in our ..... life.
5. At a bank, we use computers to track ..... account information.

**C. From the following tasks, tick the ones which a computer can do.**



1. Make food



2. Run



3. Calculate



4. Play songs



5. Wash clothes



6. Type letters


**D. Write 'T' for True and 'F' for False statements.**

1. You can't listen songs on a computer.
2. You can type letters on a computer.
3. Computers are used to cook food.
4. We can perform multiple tasks with the computer.
5. A computer is a piece of electronic equipment.



## Critical Thinking

**A. Look at the pictures and write down the activity being done.**



**B. Give one word answers:**

1. A place where you use computers to watch movies.
2. What do we solve with the help of a computer?
3. A place where computer stores names and phone numbers of all the patients.
4. What does a teacher use to take an online class?
5. A place where a computer is used for making customer's bill.



## Team Work

**A. In the space provided below, paste photographs of everyday things you can accomplish with a computer.**



**B. List the locations in your school where computers are used.**

.....

.....

.....

.....

.....

.....

.....

