

# Ball (Circle)

Ria's ball is big but **colourless**.  
Use your crayons to **colour** the ball beautifully.

## Example

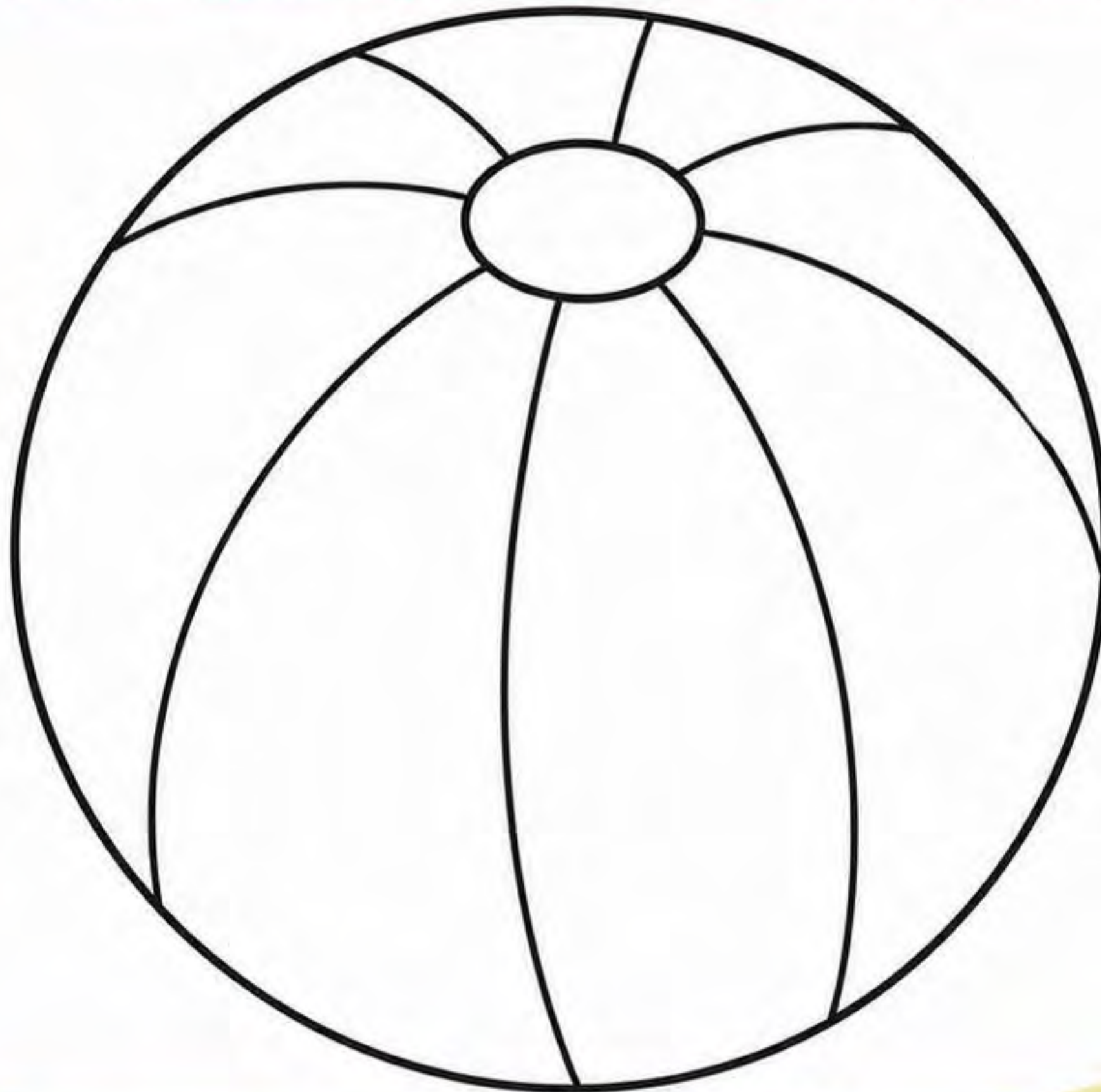


## Did You Know?

A ball is in the shape of a circle. It can roll, bounce and fly!

## Instructions

Color each section using different colors.



## Use These Colors



Red



Purple



Orange



Sky Blue



Blue



Light Green



Yellow



Brown





Green



# Robot's Face (Square)





Use a **blue** sparkle pen for the robot's eyes and **colour** the face as shown.



**Instructions**  
Follow the example and **color** neatly.

**Use These Colors**

  
 Skin Color

  
 Blue



## Let's Learn Shapes

	<b>Square</b> 4 sides 4 corners		<b>Triangle</b> 3 sides 3 corners		<b>Circle</b> No sides No corners
---	---------------------------------------	--	---	---	---

**Draw your own robot face here!**






# Rainbow




## Example



## Colours



Colour the rainbow beautifully using the colours provided.



## Instructions

Use the provided colors to fill in each section of the rainbow.




Draw your own rainbow here!



# FLAG

Colour the Indian flag neatly using the correct colours.

## Colour Guide



## Instructions

Colour the flag carefully and stay inside the lines.



Draw your own flag here

